



SKVM & Co

CHARTERED ACCOUNTANTS

To,  
The Management Council  
Punyashlok Ahilyadevi Holkar Solapur University,  
Kegaon,  
Solapur-Pune National Highway,  
Solapur-413255

### **Report on Financial Statements**

We have audited the accompanying Financial Statements of Punyashlok Ahilyadevi Holkar Solapur University as at 31<sup>st</sup> March 2024 which comprises of the Balance sheet as at 31<sup>st</sup> March 2024 and the Income and Expenditure Account for the year ended as on that date.

### **Management's Responsibility for the Financial Statements**

The management of the University is responsible for the preparation of these financial statement in accordance with the Maharashtra Universities Account Code and relevant provisions of the Maharashtra Public Universities Act 2016. This responsibility includes the design, implementation and maintenance of internal controls relevant to the preparation of the Financial Statements that give a true and fair view of the financial statements and opine that these statements are free from material misstatements due to fraud or error.

### **Auditor's Responsibility**

Our responsibility is to express an opinion on these Financial Statements based on our Audit. We had conducted our Audit in accordance with Standards on Auditing issued by the Institute of Chartered Accountants of India. Those standards require that we plan and comply with

---

Flat No. 1A, 1st Floor, Vijay Towers, 139, Railway Lines, Solapur 413 001  
Tel: 0217-2743140/2316400 Email: sachin.bhattad@skvmglobal.com



ethical requirements and plan and perform the Audit to obtain a reasonable assurance about whether the financial statements are free from material misstatements.

An audit involves performing procedures to obtain audit evidence about the amount and other information in the Financial Statements. The procedures selected depend on the auditor's judgement including the assessment of the risks of material misstatement, whether due to fraud or error. In making the risk of assessments, the auditor considers internal control relevant to the university's preparation and fair presentation of the financial statements in order to design the audit procedures that are appropriate in the circumstances. An audit also includes evaluating the appropriateness of accounting policies and the reasonableness of the accounting estimates made by the management as well as evaluating the financial statements.

We believe that the audit evidence we have obtained is sufficient and appropriate to provide a basis for our audit opinion.

### **Opinion**

In our opinion and to the best of our information and according to the explanations given to us, the Financial Statements give the information as required by the Maharashtra Public Universities Act 2016 in the manner so required and give a true and fair view in conformity with the generally accepted accounting principles.

1. In the case of the Balance sheet, of the state of affairs of the University as at 31st March 2024.





2. In the case of Income and Expenditure Account of the excess of income over expenditure for the year ended on the date.

Place: Solapur  
Date: August 9, 2024

For S K V M & Co.  
Chartered Accountants  
FRN: 121035W

*S. Bhatta*

CA. Sachin Shrinivas Bhattad FCA,  
DISA(ICA)  
Partner  
M.No.109485  
UDIN: 24109485BKDYSB3796



**Audit Observations:**

1. *Advances given to office staff, suppliers and colleges may be settled down within a stipulated—a time limit for such advances may be decided by the management.*
2. *Considering the volume of transactions in the university we suggest internal audit department to be set up and it may be made operational;*
3. *During the current year gross interest of Rs. 61,540/- was received on deposit from MSEDCL on which an amount of Rs. 6,154/- was deducted as TDS u/s 194A of the Income Tax ACT 1961. An amount of Rs. 55,386/- (Rs. 61,540-Rs. 6,154/-) was deducted from Electricity charges; in our opinion interest income would have been shown separately and Electricity charges would have been shown separately; to that extent the surplus of the university is overstated by Rs. 6,154/-;*
4. *Long outstandings are noticed given to The Public Works Department (PWD), Maharashtra; the concerned department may make a rigorous followup with PWD and get the work done so that these advances can be nullified or reduced.*

**Audit Suggestions:**

1. *We suggest the total Tuition Fees and Exam Fees be reconciled with the total number of students enrolled for the Courses by the exam section with help of Accounts section on a regular basis—this suggestion was given in the last year's audit report also, but its implementation is still pending. We suggest the fees, accounting software to be interconnected at the backend of the software—a software which will generate fees receipt at the front end, map it in tally at the back end may be tailor made from the software vendor.*
2. *Further we suggest Non-serviceable materials may be written off to the profit and loss account by taking approval from the appropriate authority.*





Punyashlok Ahilyadevi Holkar Solapur University

Balance Sheet as at 31st March 2024



(Amount in Rs.)

Sr.	Particulars	Schedule No.	Current Year 31/03/2024	Previous Year 31/03/2023
I)	<b>SOURCES OF FUNDS</b>			
a)	General Fund & Other Funds	1	245,67,63,599	186,39,89,943
b)	Depreciation Fund	2	17,62,41,852	15,82,11,326
c)	Reserve & Surplus	3	2,84,08,492	2,08,84,085
d)	Deposits & Advances	4	6,20,52,701	6,63,73,262
	<b>TOTAL</b>		<b>272,34,66,643</b>	<b>210,94,58,615</b>
II)	<b>APPLICATION OF FUNDS</b>			
a)	Assets			
	from U.G.C. Grants (W.D.V.)	5	8,03,93,399	8,18,77,472
	from State Government Grants (W.D.V.)	5	90,62,73,510	46,57,13,283
	from University Funds (Gross)	5	33,80,00,208	58,20,45,022
b)	Investments	6	103,54,23,609	75,43,09,020
c)	Advances	7	14,44,67,412	14,76,54,085
d)	Accounts Receivables	8	5,04,46,333	3,34,30,775
e)	Cash & Bank Balances	9	16,57,08,873	4,03,21,650
f)	Inventories	10	27,53,300	41,07,308
	<b>TOTAL</b>		<b>272,34,66,643</b>	<b>210,94,58,615</b>

Accountant

*[Signature]*  
9.8.2024

*[Signature]*  
9.8.24

Finance & Accounts Officer

Hon. Vice Chancellor

*[Signature]*  
9/8/24

Statutory Auditor

As per our audit report of even date.

For SKVM AND CO.

Chartered Accountants

FRN No. :121035W

*[Signature]*

Sachin Shrinivas Bhattad FCA, DISA (ICA)

Partner

M. No. :109485

UDIN : 24109485BKDYB3796

Date : 09/08/2024








## Punyashlok Ahilyadevi Holkar Solapur University


INCOME & EXPENDITURE ACCOUNT FOR THE YEAR ENDED ON 31ST MARCH, 2024

(Amount in Rs.)

Sr.	Particulars	Schedule No.	Current Year 31/03/2024	Previous Year 31/03/2023
A)	<b>RECEIPTS</b>			
I)	<b>ACADEMIC</b>			
1	Examination Fees	11	22,44,16,307	15,18,13,434
2	Academic Fees	11	3,09,43,471	3,22,90,143
3	Other Fees	11	2,73,03,732	3,06,41,060
4	Salary Grant	11	19,73,09,258	19,48,42,731
5	Income From Other Sources (Publication Fees)		13,52,766	10,62,698
6	Miscellaneous Receipts			
II)	<b>UGC Scheme (Revenue)</b>			
1	Recurring Grants		0	0
2	Teacher's Fellowship		0	0
III)	<b>INTEREST ON INVESTMENT</b>			
1	Interest on Deposits with Banks		42,52,121	11,67,442
2	Interest on Deposits Others		0	0
3	Dividend on shares		0	0
IV)	<b>OTHER RECEIPTS (Revenue)</b>			
1	Nidhi/Donation Received		0	0
2	Tournaments Receipts		0	0
3	Miscellaneous Receipts		0	0
	<b>Total (A)</b>		<b>48,55,77,655</b>	<b>41,18,17,508</b>

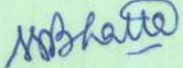
  
Accountant  
9.8.2024

  
Finance & Accounts Officer

  
9/8/24  
Hon. Vice Chancellor

**Statutory Auditor**  
As per our audit report of even date.  
For SKVM AND CO.  
Chartered Accountants  
FRN No. :121035W



  
Sachin Shrinivas Bhattad FCA, DISA (ICA)  
Partner  
M. No. :109485





Punyashlok Ahilyadevi Holkar Solapur University

INCOME & EXPENDITURE ACCOUNT FOR THE YEAR ENDED ON 31ST MARCH, 2024

(Amount in Rs.)

Sr.	Particulars	Schedule No.	Current Year 31/03/2024	Previous Year 31/03/2023
B)	<b>EXPENDITURE</b>			
I)	<b>EXPENDITURE</b>			
1	Establishment Expenses	12	19,99,34,213	18,20,70,415
2	Examination Expenditure	12	12,17,61,321	5,80,22,440
3	Academic Expenditure	12	3,83,78,258	2,94,93,116
4	Common Services & General Charges	12	8,33,64,010	7,01,40,975
5	University Auxiliary Services & Works Department	12	25,510	21,675
6	Students Welfare & Other Expenses	12	40,95,196	33,05,040
II)	<b>UGC RECURRING</b>			
1	Salaries & Fellowship		0	0
2	Teaching & Other		0	0
III)	<b>DEPRECIATION &amp; AMORTISATION</b>	5	95,58,790	96,99,797
IV)	<b>LOSS ON SALE/WRITE OFF ASSETS</b>			
	<b>TOTAL (B)</b>		<b>45,71,17,298</b>	<b>35,27,53,458</b>
	<b>NET SURPLUS FOR THE YEAR</b>	<b>( A - B)</b>	<b>2,84,60,357</b>	<b>5,90,64,050</b>
	Appropriation to Funds/Reserves		2,84,60,357	5,90,64,050
	Prior Year Adjustment (for depreciation)			
	<b>TOTAL</b>		<b>2,84,60,357</b>	<b>5,90,64,050</b>
	University Fund A/c (Development)	1	2,00,00,000	0
	Contingency Fund A/c	1	25,00,000	0
	Admin. Bldg, Books, Furniture & Equipments	1	25,00,000	0
	Research & Development Fund	1		0
	Vice-Chancellor Fund			0
A)	Student Welfare Fund	1		0
B)	Staff Welfare Fund	1		0
	Surplus transferred to Reserve Fund	3	34,60,357	0
	Surplus (Pending Appropriation)	1	0	5,90,64,050
	<b>TOTAL</b>		<b>2,84,60,357</b>	<b>5,90,64,050</b>

*[Signature]*  
Accountant  
9.8.2024

*[Signature]*  
9.8.24  
Finance & Accounts Officer

*[Signature]*  
7/8/24  
Hon. Vice Chancellor

Statutory Auditor

As per our audit report of even date.  
For SKVM AND CO.  
Chartered Accountants  
FRN No. :121035W

*[Signature]*

Sachin Shrinivas Bhattad FCA, DISA (ICA)  
Partner

M. No. :109485

UDIN : 24109485BKDYSB3796

Date : 09/08/2024





**Punyashlok Ahilyadevi Holkar Solapur University**



**Schedule No. 1 : General Fund and other Funds**

GENERAL FUND & OTHER FUNDS							
Sr. No	Particulars	Balance as on 1/4/2023	Addition/ Receipt during the year	Transferred from I & E Account	Total Funds	Less - Utilized/ Transferred during the year	Balance as on 31/03/2024
<b>A) GENERAL FUNDS</b>							
1	University Fund	52,35,39,606	4,09,59,252	2,00,00,000	58,44,98,858	0	58,44,98,858
2	Agency Funds						
3	Contingency Fund	11,52,44,145	1,37,14,743	25,00,000	13,14,58,888	0	13,14,58,888
4	General Fund						
5	Surplus (Pending Appropriation)	5,90,64,050	0	0	5,90,64,050	5,90,64,050	0
	<b>Total (A)</b>	<b>69,78,47,801</b>	<b>5,46,73,995</b>	<b>2,25,00,000</b>	<b>77,50,21,796</b>	<b>5,90,64,050</b>	<b>71,59,57,746</b>
<b>B) EARMARKED FUNDS</b>							
1	Admin. Bldg. Books, Furniture & Equipments	24,74,82,165	3,19,49,024	25,00,000	28,19,31,189	0	28,19,31,189
2	Research & Development Fund	3,33,52,359	24,79,113	0	3,58,31,472	0	3,58,31,472
3	Vice-Chancellor Fund						
A)	Student Welfare Fund	16,61,345	1,20,249		17,81,594	0	17,81,594
B)	Staff Welfare Fund	16,52,569	1,20,335		17,72,904	0	17,72,904
4	<b>UGC (Central Government Grants)</b>						
	One time catch-up Development Grant	2,96,11,276	0		2,96,11,276	0	2,96,11,276
	XII Plan General Development Assistance Scheme	1,79,69,405	0		1,79,69,405	19,66,772	1,60,02,633
	Less-Recurring Expenses						
	Internal Quality Assurance Cell	47,895	0		47,895	0	47,895
	Development of Sports Infrastructure & Equipments	9,66,607	0		9,66,607	24,896	9,41,711
	Wi-Fi Connectivity Plan Scheme of NMEICT	0	0		0	0	0
	Khelo India Infrastructure Grant	2,29,06,945	22,548		2,29,29,493	0	2,29,29,493
5	Campus Student Welfare Activities Fund	11,05,070	36,41,950		47,47,020	0	47,47,020
6	<b>A. State Govt. Grants</b>	<b>19,39,47,755</b>	<b>52,51,94,851</b>		<b>71,91,42,606</b>	<b>41,96,810</b>	<b>71,49,45,796</b>
	B. Rusa Infrastructure Grant	15,28,82,202	1,66,437		15,30,48,639	53,69,317	14,76,79,322
	C. RUSA Research Innovative Hub Grant	10,75,130	71,31,549		82,06,679	2,29,437	79,77,242
7	Acquisition of Land	27,71,65,721	0		27,71,65,721	0	27,71,65,721
8	Corpus Fund	5,54,48,772	12,66,103		5,67,14,875	0	5,67,14,875
9	Departments Development fees	12,88,345	1,23,690		14,12,035	2,550	14,09,485
10	Other Fund						
	<b>Total (B)</b>	<b>103,85,63,561</b>	<b>57,22,15,849</b>	<b>25,00,000</b>	<b>161,32,79,409</b>	<b>1,17,89,782</b>	<b>160,14,89,627</b>
<b>C) ENDOWMENT FUNDS</b>							
1	Aapatkalin Nidhi	1,61,12,256	17,44,678		1,78,56,934	2,40,230	1,76,16,704
2	Books Fund	1,00,000	0		1,00,000	0	1,00,000
3	Prize Fund	1,08,89,969	8,48,551		1,17,38,520	5,15,994	1,12,22,526
4	Student Aid Fund	55,63,421	4,42,237		60,05,658	230	60,05,428
5	U.D.F.	9,49,12,935	94,60,357		10,43,73,292	1,725	10,43,71,567
	<b>Total (C)</b>	<b>12,75,78,582</b>	<b>1,24,95,823</b>	<b>0</b>	<b>14,00,74,405</b>	<b>7,58,179</b>	<b>13,93,16,226</b>
	<b>Grand Total (A+B+C)</b>	<b>186,39,89,943</b>	<b>63,93,85,667</b>	<b>2,50,00,000</b>	<b>252,83,75,609</b>	<b>7,16,12,011</b>	<b>245,67,63,599</b>

**Schedule No. 2 : Depreciation Fund**

Sr. No	Particulars	Balance as on 1/4/2023	Addition/ Receipt during the year	Interest received on Investment	Total Funds	Less - Utilized/ Transferred during the year	Balance as on 31/03/2024
1	Depreciation Fund	15,82,11,326	95,58,790	84,71,736	17,62,41,852	0	17,62,41,852
	<b>Total</b>	<b>15,82,11,326</b>	<b>95,58,790</b>	<b>84,71,736</b>	<b>17,62,41,852</b>	<b>0</b>	<b>17,62,41,852</b>







Punyashlok Ahilyadevi Holkar Solapur University

Schedule No. 3 : Reserve & Surplus Fund

Sr. No	Particulars	Balance as on 1/4/2023	Addition/ Receipt during the year	Transferred from I & E Account	Total Funds	Less - Utilized/ Transferred during the year	Balance as on 31/03/2024
1	Surplus Funds	2,08,84,085	40,64,050	34,60,357	2,84,08,492	0	2,84,08,492
	Total	2,08,84,085	40,64,050	34,60,357	2,84,08,492	0	2,84,08,492

Schedule No. 4 : Deposits & Advances

Sr. No	Particulars	Balance as on 1/4/2023	Addition/ Receipt during the year	Total	Less - Paid during the year	Balance as on 31/03/2024
1	Deposits from Students	67,64,510	9,49,500	77,14,010	39,57,210	37,56,800
2	Deposits from Contractor	4,44,00,991	61,57,189	5,05,58,180	34,12,398	4,71,45,782
3	Accounts Payable	91,85,995	8,38,76,086	9,30,62,081	8,32,55,648	98,06,433
4	Current Liabilities	39,51,051	37,07,45,964	37,46,97,015	37,33,53,328	13,43,687
5	Scholarship & Free ship	20,70,715	69,46,274	90,16,989	90,16,989	0
	Total	6,63,73,262	46,86,75,013	53,50,48,275	47,29,95,573	6,20,52,701





Punyashlok Ahilyadevi Holkar Solapur University

Schedule No. 5 : Assets and Depreciation

DEPRECIATION CHART FOR THE YEAR ENDED 31.03.2024

Sr. No.	Particulars	Rate of Dep. (%)	GROSS BLOCK		DEPRECIATION OF THE BLOCK			NET BLOCK		
			Original Cost	Additions during year	Upto 31.03.2023	Depreciation for year	Adj./ Tr. During year	WDV As on 31.03.2024	Depreciation up to 31.03.2024	WDV As on 31.03.2023
1	Fixed Assets From Central Government-UGC									
1	Campus Development	10.00%	34,58,750	0	19,72,871	1,48,588	0	21,21,459	13,37,291	14,85,879
2	Const. of Compound Wall (Campus Development)	2.50%	26,50,655	0	3,75,561	56,927	0	4,30,488	22,20,167	22,77,084
3	Development of ICT	20.00%	70,07,850	0	59,00,074	2,21,555	0	61,21,629	8,86,221	11,07,776
4	Health Care	10.00%	4,99,320	0	2,71,399	22,782	0	2,94,191	2,05,129	2,27,921
5	Laboratory Equipment & Infrastructure	10.00%	1,49,53,905	0	79,59,201	6,99,470	0	86,58,671	62,95,234	69,94,704
6	Student Amenities including Hostels	10.00%	42,83,140	0	22,52,972	2,03,017	0	24,55,989	18,27,151	20,30,168
7	Books & Journals-UGC	10.00%	10,00,269	0	47,276	8,537	0	5,74,790	4,25,479	4,72,755
8	Day Care Centres	10.00%	1,78,493	0	93,120	6,837	0	1,01,657	76,836	85,373
9	Establishment of Career & Counselling	10.00%	69,893	0	36,463	3,343	0	39,806	30,087	33,430
10	Construction Or Renovation of Building	2.50%	2,36,43,894	0	23,40,932	5,32,574	0	28,73,506	2,07,70,388	2,13,02,962
11	Basic Facilities for Woman	10.00%	21,384	0	7,354	1,403	0	8,757	12,627	14,030
12	Innovation Research Activities-UGC	5.00%	5,21,073	0	95,268	21,290	0	1,16,558	4,04,515	4,25,805
13	Development of Sports Infrastructure & Equipment	5.00%	6,11,303	0	1,13,393	24,896	0	1,35,289	4,73,014	4,87,910
14	Cont. Of Ground Storage Reservoir	2.50%	79,91,020	0	11,27,290	1,71,593	0	12,98,883	66,92,137	68,63,730
15	Const. of Compound Wall (Extension)-UGC	2.50%	1,23,09,164	0	11,85,522	2,76,091	0	14,63,613	1,08,45,551	1,11,23,642
16	Cont. Of VIP Guest House	5.00%	1,90,000	0	0	0	0	1,90,000	0	1,90,000
17	Cont. Of VIP Guest House part 2	2.50%	2,12,922	0	0	0	0	2,12,922	0	2,12,922
18	Fixed Assets From Khebo India - Sports Authority		2,39,42,617	9,57,279	0	0	0	2,48,99,896	0	2,48,99,896
19	Construction of Health Centre Building-Non 12B		25,86,754	0	0	0	0	25,86,754	0	25,86,754
	<b>Total Rs. (1)</b>		<b>10,61,34,406</b>	<b>9,57,279</b>	<b>2,42,56,934</b>	<b>24,41,352</b>	<b>0</b>	<b>2,66,98,286</b>	<b>8,03,93,399</b>	<b>8,18,77,472</b>
2	Fixed Assets From Government of Maharashtra									
1	Expenditure from Development Grant									
1	Computerization of Exam. Section from GOM	20.00%	2,40,000	0	2,07,788	6,442	0	2,14,230	25,770	32,212
2	Computer & Printers from GOM	20.00%	21,21,772	0	18,36,993	56,956	0	18,93,949	2,84,779	2,27,823
3	Furniture & Equipments from GOM	10.00%	10,44,140	0	3,86,072	32,903	0	4,18,975	6,25,165	6,58,066
4	Tata -407 (MH13R6845)	10.00%	5,34,483	0	4,70,306	6,418	0	4,76,724	57,759	64,177
5	Internal Road	5.00%	62,09,069	0	26,74,350	1,76,736	0	28,51,086	33,57,663	35,34,719
6	Compound Wall from GOM	2.50%	10,00,000	0	2,03,764	19,905	0	2,23,670	7,76,330	7,96,236
7	Arts & Language Building	2.50%	4,06,64,937	0	97,91,904	7,1,826	0	1,05,63,730	3,01,01,207	3,06,73,033
8	Girls Hostel	2.50%	55,65,898	0	4,06,64,937	19,905	0	4,06,64,937	0	4,06,64,937
9	Multi Complex Building (Computational Sciences)	2.50%	1,59,69,173	0	13,52,950	1,05,323	0	14,58,273	41,07,615	42,12,938
10	Guest House	2.50%	91,74,426	0	36,58,573	3,02,765	0	41,61,338	1,18,07,835	1,21,10,600
11	Multi Complex Building (Computational Sciences)	2.50%	1,79,87,719	0	1,79,87,719	1,73,721	0	1,79,87,719	67,75,103	69,48,824
12	Instrument Building	2.50%	23,66,161	0	43,42,218	3,41,138	0	46,83,356	1,33,04,363	1,38,45,501
13	Geology / Earth Science Building	2.50%	2,15,73,697	0	5,74,865	4,782	0	6,19,647	17,46,514	17,91,296
14	Scientific instrument (at INST Centre)	10.00%	3,00,16,461	0	52,24,028	4,08,742	0	56,32,770	1,59,40,927	1,63,49,669
15	Purchase of Furniture	5.00%	1,07,11,586	0	2,07,94,720	9,22,174	0	2,17,16,894	82,99,567	92,21,741
16	Renovation & Furniture of V.C. office & Meeting Hall	5.00%	15,17,735	0	37,75,671	3,46,796	0	41,22,467	69,35,925	69,35,925
17	Computer/ Laptop Pur. From A.I.S. On H.E.	20.00%	47,800	0	9,33,430	29,215	0	9,62,645	5,55,090	5,84,305
18	Land-Hiral		27,97,48,453	14,500	41,385	1,283	0	42,668	5,132	6,415
19	Construction of Admn. And Exam Bldg. -From Grant		0	44,26,62,672	0	0	0	44,26,62,672	27,97,48,453	27,97,48,453
	<b>Total Rs. (A)</b>		<b>44,64,93,510</b>	<b>44,26,77,172</b>	<b>5,86,94,618</b>	<b>37,47,126</b>	<b>0</b>	<b>6,24,41,744</b>	<b>82,67,26,937</b>	<b>38,77,98,891</b>
2	Expenditure from Rusa Infrastructure grant									
1	Books & Journals	10.00%	1,81,95,552	0	86,42,951	9,55,260	0	95,98,211	85,97,341	95,52,601
2	Computers, Softwares & Printers	20.00%	1,76,96,033	0	1,39,38,025	7,49,602	0	1,46,87,627	29,96,406	37,48,008
3	Equipments	10.00%	3,89,09,217	0	1,76,75,041	21,23,418	0	1,97,98,459	1,91,10,758	2,12,34,176
4	Water Supply Line in University Campus	2.50%	7,42,423	0	1,04,632	15,945	0	1,20,577	6,37,791	6,37,791
5	Renovation & Up gradation Solar Generation Plant	5.00%	71,18,962	0	15,98,104	2,76,043	0	18,74,147	52,44,815	55,20,858
6	Repairs of Library Building	2.50%	22,04,528	0	2,12,322	49,905	0	2,62,127	19,42,401	19,82,206
7	Repairs of School of Chem. Building	2.50%	17,13,588	0	1,65,039	38,714	0	2,03,753	15,09,856	15,48,543
8	Repairs of School of Computer Science Building	2.50%	9,69,276	0	93,353	21,898	0	1,15,251	8,54,025	8,75,929
9	Repairs of School of Phy. Building	2.50%	16,48,132	0	1,58,735	37,235	0	1,95,970	14,52,162	14,89,397
10	Upgradation of Auditorium -Rusa	5.00%	15,04,190	0	1,24,883	34,483	0	1,59,366	13,44,824	13,79,307
11	Furniture of Work Station	5.00%	58,51,686	0	13,23,763	2,26,396	0	15,50,159	43,01,527	45,27,623
12	Renovation of Laboratories- Chem.	10.00%	62,90,520	0	11,66,853	2,56,183	0	14,23,036	48,67,484	51,23,667
13	Krusha Panyatan From Rusa Grant	10.00%	1,25,740	0	43,116	8,262	0	51,378	74,362	82,624
14	Renovation/ Up gradation	2.50%	2,00,97,802	0	11,14,082	4,74,593	0	15,89,675	1,85,09,127	1,89,83,720
15	Up-gradation of Archaeology Museum	10.00%	14,77,200	0	4,86,285	99,092	0	5,85,377	8,91,823	9,90,815
16	Equipments From Rusa Grant Interest(Mobile)	15.00%	30,500	0	14,579	2,388	0	16,967	13,533	15,921
1	Equipments From Rusa Grant Interest(Mobile)	10.00%	3,14,635	1,40,821	1,03,829	35,163	0	1,38,992	3,16,464	2,10,806









5	Reprographic Material	5.00%	61,810	0	0	61,810	37,258	1,228	0	0	38,486	23,324	24,552
6	Mobile Hand Sets	10.00%	95,533	0	0	95,533	77,757	1,778	0	0	79,535	15,998	17,776
7	Air Conditioner	10.00%	14,08,513	0	0	14,08,513	6,33,818	77,469	0	0	7,11,287	6,97,228	7,74,695
8	Television	10.00%	81,300	0	0	81,300	33,293	4,801	0	0	38,094	43,205	48,007
9	Telephone & Fax	10.00%	4,523	0	0	4,523	3,844	68	0	0	3,912	611	679
10	Bore well	10.00%	3,24,576	0	0	3,24,576	1,69,844	15,473	0	0	1,85,317	1,39,259	1,54,732
11	Genset	10.00%	3,79,258	0	0	3,79,258	3,15,052	6,421	0	0	3,21,473	57,785	64,206
12	External Water Supply System	10.00%	99,445	0	0	99,445	82,613	1,683	0	0	84,296	15,149	16,832
13	C.C. TV	10.00%	4,35,439	0	0	4,35,439	1,16,609	31,883	0	0	1,48,492	2,86,947	3,18,830
<b>F) Vehicles</b>													
1	Mahindra Tractor-Ajun Ultra (MH13AJ3137)	10.00%	9,13,873	0	0	9,13,873	6,81,578	23,230	0	0	7,04,808	2,09,065	2,32,295
2	Mahindra Bolero A.C. & Non A.C. (MH13AZ6819)	10.00%	13,29,970	0	0	13,29,970	9,06,189	42,377	0	0	9,48,576	3,81,394	4,23,771
3	Toyota Elios-D (MH13AZ2649)	10.00%	7,80,858	0	0	7,80,858	5,60,321	22,054	0	0	5,82,375	1,98,483	2,20,537
4	Toyota Fortuner (MH13AZ9531)	10.00%	27,68,728	0	0	27,68,728	18,03,333	96,540	0	0	18,99,873	8,68,855	9,65,395
5	Toyota Innova (MH13BN6487)	10.00%	13,05,249	0	0	13,05,249	7,42,881	56,237	0	0	7,99,118	5,06,131	5,62,368
6	Maruti Suzuki Swift Dzire (MH13BN6269)	10.00%	7,29,491	0	0	7,29,491	4,15,288	31,420	0	0	4,46,708	2,87,783	3,14,203
7	Force Traveller (MH13AX8305)	10.00%	8,01,745	0	0	8,01,745	4,56,620	34,513	0	0	4,91,133	3,10,612	3,45,125
8	Force Trex (MH13AX8305)	10.00%	5,72,855	0	0	5,72,855	3,26,260	24,660	0	0	3,50,920	2,21,935	2,46,595
9	Mahindra Bolero Sle (MH13CK1914)	10.00%	6,82,130	0	0	6,82,130	3,51,256	33,087	0	0	3,84,343	2,97,787	3,30,874
10	Maruti Suzuki Claz Vdi (MH13CK1913)	10.00%	8,91,163	0	0	8,91,163	4,64,922	42,624	0	0	5,07,546	3,83,617	4,28,241
11	E - Vehicle Nine Seater	10.00%	6,15,000	0	0	6,15,000	1,16,850	49,815	0	0	1,66,665	4,48,335	4,98,150
12	E - Vehicle Six Seater	10.00%	4,74,600	0	0	4,74,600	90,174	38,443	0	0	1,28,617	3,45,983	3,84,426
13	Honda Amaze MMC-1 2 Vx CVT (I-VTEC)	10.00%	10,27,429	0	0	10,27,429	1,95,212	83,222	0	0	2,78,434	7,48,995	8,32,217
<b>G) Books &amp; Journals</b>													
<b>H) Computers</b>													
1	Computerization of Exam	20.00%	17,78,152	0	0	17,78,152	15,84,208	3,14,266	0	0	18,98,474	12,57,062	1,93,944
2	Computerization of Finance Section	20.00%	4,41,179	0	0	4,41,179	2,68,934	34,449	0	0	3,03,383	1,37,796	1,72,245
3	Computerization of Library	20.00%	17,73,511	0	0	17,73,511	9,48,250	1,72,132	0	0	11,20,382	6,88,529	8,25,261
4	Software - Social Science	20.00%	2,79,118	0	0	2,79,118	2,41,656	7,482	0	0	2,49,148	29,970	37,462
5	Computer OS Operating System Software Etc.	20.00%	22,01,432	0	0	22,01,432	14,23,107	1,55,665	0	0	15,78,772	6,22,660	7,78,325
6	CST Studio Suit Software-Phys. Sciences	20.00%	2,66,226	0	0	2,66,226	2,10,394	11,166	0	0	2,21,560	44,656	55,832
7	Computer & Printers	20.00%	2,36,12,799	0	0	2,36,12,799	1,72,02,658	14,04,694	0	0	1,86,07,352	56,18,778	64,10,141
8	Purchase of Software-Registrar	20.00%	25,70,998	0	0	25,70,998	8,55,880	3,43,024	0	0	11,98,904	13,72,094	17,15,118
9	Development of Skill Development Centre- Softw	20.00%	0	0	0	1,18,000	0	23,600	0	0	23,600	94,400	0
<b>Total Rs. (3)</b>													
			58,20,45,022	19,86,17,858	44,26,62,672	33,80,00,208	9,70,07,006	95,58,790	0	0	10,65,65,796	23,14,34,412	48,50,38,016
<b>GRANDTOTAL Rs.</b>			<b>125,95,52,921</b>	<b>64,94,81,244</b>	<b>44,26,62,672</b>	<b>146,63,71,493</b>	<b>22,69,24,150</b>	<b>2,13,46,022</b>	<b>0</b>	<b>0</b>	<b>24,82,70,172</b>	<b>121,81,01,321</b>	<b>103,26,28,771</b>







**Punyashlok Ahilyadevi Holkar Solapur University**

Schedule No. 6 : Investments

Sr. No	Particulars	Balance as on 1/4/2023	Addition/ Receipt during the year	Interest Received	Total	Less - Withdrawal/ matured during the year	Balance as on 31/03/2024
		1	2		(1+2)		
1	FD's with Nationalized Bank	75,42,09,020	86,05,64,115	0	161,47,73,135	57,96,49,526	103,51,23,609
2	UDDYAM PAHSUI FOUNDATION - SHARES	1,00,000	2,00,000	0	3,00,000	0	3,00,000
	<b>Total</b>	<b>75,43,09,020</b>	<b>86,07,64,115</b>	<b>0</b>	<b>161,50,73,135</b>	<b>57,96,49,526</b>	<b>103,54,23,609</b>

Schedule No. 7 : Advances

Sr. No	Particulars	Balance as on 1/4/2023	Paid during the year	Total	Less - Received/ Adjustment during the year	Balance as on 31/03/2024
1	Advances to Employees/Staff	21,72,528	98,22,398	1,19,94,926	93,90,026	26,04,900
2	Advances for Expenses to Employee (Sports)	8,54,545	62,00,012	70,54,557	65,75,047	4,79,510
3	Advances for Expenses to college	1,09,40,270	3,37,70,000	4,47,10,270	3,81,73,452	65,36,818
4	Advances to Others*	40,41,259	5,30,75,314	5,71,16,573	5,21,65,509	49,51,064
5	Advances to D.S.D.	0	10,23,900	10,23,900	9,40,700	83,200
6	Advances for N.S.S.	0	2,05,000	2,05,000	2,05,000	0
7	Advance Given for 100% Depository Const. Work	12,96,45,483	1,66,437	12,98,11,920	0	12,98,11,920
	<b>Total</b>	<b>14,76,54,085</b>	<b>10,42,63,061</b>	<b>25,19,17,146</b>	<b>10,74,49,734</b>	<b>14,44,67,412</b>

\* P.W.D. advance shown separately

Schedule No. 8 : Accounts Receivables

Sr. No	Particulars	Balance as on 1/4/2023	Paid/ to be received during the year	Total	Less - Received/ Adjustment during the year	Balance as on 31/03/2024
1	Other Receivable/Deposits	68,51,868	16,16,245	84,68,113	14,36,000	70,32,113
2	Regional Joint Director, Higher Education, Solapur	2,65,78,907	23,41,46,973	26,07,25,880	21,73,11,660	4,34,14,220
	<b>Total</b>	<b>3,34,30,775</b>	<b>23,57,63,218</b>	<b>26,91,93,993</b>	<b>21,87,47,660</b>	<b>5,04,46,333</b>







**Punyashlok Ahilyadevi Holkar Solapur University**

**Schedule No. 9 : Cash and Bank Balances**

Sr. No	Particulars	Opening Balance Rs.	Balance as on 1/4/2023	Closing Balance Rs.	Balance as on 31/03/2024
<b>A</b>	<b>Balance in Saving Accounts</b>		<b>3,55,91,135</b>		<b>16,47,12,105</b>
1	AXIS Bank A/c No. 913010047061848	90,726		5,77,889	
2	Bank of India A/c No. 070510110014260 Salary	18,681		9,74,969	
3	Bank of India A/c No. 070510110014307 Uty. Fund	1,52,08,798		3,10,44,461	
4	Bank of India A/c No. 070510110014310 Govt. Grant	5,293		0	
5	Bank of India A/c No. 070510110014311 UGC	5,349		0	
6	Bank of India A/c No. 070510110014312 NSS	5,349		0	
7	Bank of India A/c No. 070510210000036 Pay Pro	3,50,442		3,64,834	
8	Bank of Maharashtra A/c No. 60424689343 Dr. Bangl	0		76,503	
9	Canara Bank A/c No. 0310101033805 Uty.Fund	2,92,441		54,01,092	
10	Canara Bank A/c No. 110079730395 Khelo India	9,97,212		62,481	
11	Central Bank of India A/c No. - 3284200833 RGSTC	9,54,698		1,48,662	
12	C.B.I. A/c No. 1946012991 Govt. Grant	15,42,300		7,90,47,398	
13	C.B.I. A/c No. 3177098661 Salary Grant	78,065		3,27,717	
14	C.B.I. A/c No. 3177099212 Uty. Fund	1,05,30,529		15,07,442	
15	C.B.I. A/c No. 3181961691 MSFDA	55,285		2,10,963	
16	C.B.I. A/c No. 3234926794 N.S.S. Grant	29,54,827		18,21,745	
17	C.B.I. A/c No. 3303557365 Dr. B.J.L.	72,904		75,033	
18	C.B.I. A/c No. 3317195502 UGC Grant	9,934		15,718	
19	Central Bank of India A/c No. 3799462272 Dr. C.R.B.	1,631		1,822	
20	Central Bank of India A/c No. - 5411836918 TRTI	0		9,21,080	
21	C.B.I. A/c No. 3177057679 NEFT	13,53,697		99,035	
22	HDFC Bank A/c No. 50100487429068	10,42,293		18,59,685	
23	HDFC Bank A/c No. 50100551000621 Online	20,683		5,985	
24	IndusInd Bank A/c No. 157774043985	0		4,00,98,369	
25	Union Bank of India, Solapur A/c No. 579402010022667 Uty. Fund	0		69,222	
<b>B</b>	<b>Balance in Current Accounts</b>		<b>46,94,786</b>		<b>9,79,437</b>
1	C.B.I. A/c No. 3075979484 Scholarship	20,76,136		4,831	
2	C.B.I. A/c No. 3105743265 E-Payment	2,28,215		1,36,679	
3	State Bank of India A/c No. 34398129803	9,36,320		36,320	
4	State Bank of India A/c No. 40309270606 RUSA	0		7,66,938	
5	State Bank of India A/c No. 41650818215 N.S.S.	12,94,342		0	
6	Bank of India A/c No. 070520110000632 Online Fees	1,59,774		34,669	
<b>C</b>	<b>Cash in Hand</b>		<b>35,729</b>	<b>17,331</b>	<b>17,331</b>
	<b>Total</b>		<b>4,03,21,650</b>		<b>16,57,08,873</b>

**Schedule No. 10 : Inventories and stock**

Sr. No	Particulars	Balance as on 1/4/2023	Balance as on 31/03/2024
1	Stock of Publications	541	388
2	Stock of School of Chemical Sciences	25,03,271	17,30,751
3	Stock of Instrumentation Centre	1,11,738	29,124
4	Stock of School of Life Sciences	5,08,000	2,75,708
5	Stock of School of Technology	1,86,519	86,813
6	Stationary Stock	7,97,239	6,30,516
7	Stock of School of Physical Sciences	Nil	Nil
8	Stock of School of Earth Sciences	Nil	Nil
	<b>Total</b>	<b>41,07,308</b>	<b>27,53,300</b>





# Punyashlok Ahilyadevi Holkar Solapur University

Schedule No. : 11 Academic Receipts



Sr.	Particulars	Year 2023-2024		Year 2022-2023	
		Amount Rs.	Amount Rs.	Amount Rs.	Amount Rs.
<b>1</b>	<b>Examination Fees</b>		<b>22,44,16,307</b>		<b>15,18,13,434</b>
	Add On Course Certificate Printing	4,34,900		5,88,300	
	Convocation Fees	1,34,90,205		1,37,14,595	
	Dissertation Fees ( Others )	12,18,520		12,45,140	
	Entrance Exam	7,82,300		11,41,106	
	Examination Fees	19,46,48,479		12,97,68,628	
	External Examination Fees	15,192		38,045	
	Lapses Fine	1,01,960		1,86,550	
	Late Fees	150		13,84,185	
	M.C./ T.C. Fees	4,87,020		5,73,700	
	Miscellaneous Fees- Exam.	11,05,383		11,71,610	
	Other Certificate Fees	12,89,785		16,70,235	
	Out of turn fees	0		100	
	Photostat Fees	51,64,762		1,09,700	
	Postages	93,126		1,05,340	
	Rent for Academic Costumes	6,350		4,800	
	Revaluation Fees	55,37,625		52,500	
	Short Term Courses Exam	0		58,900	
	Verification of Marks Fees	40,550		0	
<b>2</b>	<b>Academic Fees</b>		<b>3,09,43,471</b>		<b>3,22,90,143</b>
	<b>School of Allied Health Sciences-Receipts</b>	<b>13,49,634</b>		<b>15,86,745</b>	
	Fees From Students - M.A. Yoga	3,33,073		4,97,215	
	Alumni Association Fees - Allied Health Sciences	1,050		2,650	
	College Magazine Fees- Allied Health Sciences	1,200		2,650	
	Consultancy fees-School of Allied Health Sciences	1,74,000		0	
	Extra Curricular Activity Fees- Allied H. Sciences	630		1,590	
	Fees From Students -Certificate Course in Acupressure	2,16,000		1,54,000	
	Fees From Students -Dip. for Yoga Teachers	4,72,600		6,06,000	
	Fees From Students -PG DDN-Health	1,47,631		3,13,390	
	Fuel Charges- Allied Health Sciences	1,050		2,650	
	Receipts From Publications - School of Allied Health Sciences	2,400		6,400	
	University Medical Aid Fund - Allied Health Sciences			200	
	<b>School of Chemical Sciences-Receipt</b>	<b>23,90,158</b>		<b>37,76,031</b>	
	Alumni Association Fees - Chemical Science	8,150		11,100	
	Breakages	51,707		39,000	
	College Magazine Fees- Chemical Science	5,100		7,000	
	Extra Curricular Activity Fees- Chemical Science	2,610		3,510	
	Fees From Students Academic - Ind. Chem.	5,71,253		10,08,791	
	Fees From Students Academic - Medicinal Chem.	3,54,644		5,42,934	
	Fees From Students Academic - Org. Chem.	11,86,612		18,10,876	
	Fees From Students Academic - Poly. Chem	1,40,983		2,23,771	
	Fees received from SDC at School of Chemical Sciences	61,000		1,18,000	
	Fuel Charges- Chemical Science	8,100		11,050	





# Punyashlok Ahilyadevi Holkar Solapur University

Schedule No. : 11 Academic Receipts



Sr.	Particulars	Year 2023-2024		Year 2022-2023	
		Amount Rs.	Amount Rs.	Amount Rs.	Amount Rs.
	<b>School of Computational Sciences-Receipt</b>	<b>35,66,320</b>		<b>35,95,281</b>	
	Alumni Association Fees -SCS	13,150		15,600	
	College Magazine Fees-SCS	10,350		10,050	
	Consultancy Fees	2,41,600		45,080	
	Extra Curricular Activity Fees-SCS	5,550		6,030	
	Fees From Students Academic -Biostatistics	76,925		1,26,560	
	Fees From Students Academic - Maths	2,61,033		4,84,515	
	Fees From Students Academic - MCA	22,19,394		21,56,474	
	Fees From Students Academic - M.Sc. Comp. Sci.	4,56,828		4,67,354	
	Fees From Students Academic - Stats	1,62,740		2,68,019	
	Fuel Charges-SCS	13,200		15,600	
	Seminar /workshop Computational Science	1,05,550		0	
	<b>School of Earth Sciences-Receipt</b>	<b>11,67,967</b>		<b>17,84,637</b>	
	Alumni Association Fees -Earth Science	3,200		5,600	
	Breakages - Earth Sciences	1,320		0	
	College Magazine Fees-Earth Science	1,475		2,400	
	Consultancy Fees	4,31,864		2,09,952	
	Extra Curricular Activity Fees-Earth Science	840		1,440	
	Fees From Students Academic - Environment Sci.	3,78,869		7,51,935	
	Fees From Students Academic - Geo-Informatics	2,17,883		4,97,952	
	Fees From Students Academic - Geology	1,24,315		96,758	
	Fees received from SDC at School of Earth Sciences	5,000		2,13,000	
	Fuel Charges-Earth Science	3,200		5,600	
	<b>School of Languages and Literature</b>	<b>4,96,550</b>		<b>7,94,170</b>	
	Alumni Association Fees -Languages	11,400		20,000	
	Certificate Course in Pali Spoken	100		6,000	
	Certificate Course in Sanskrit Spoken	0		2,500	
	College Magazine Fees-Languages	12,030		20,075	
	Extra Curricular Activity Fees-Languages	6,720		12,000	
	Fees From Students Academic - English	57,981		90,070	
	Fees From Students Academic - Hindi	48,741		68,645	
	Fees From Students Academic - Kannada	79,202		86,296	
	Fees From Students Academic - Marathi	56,730		1,16,419	
	Fees From Students Academic - Pali	31,870		91,014	
	Fees From Students Academic - Prakrit	58,164		81,448	
	Fees From Students Academic - Sanskrit	36,432		79,719	
	Fees From Students Academic - Urdu	85,780		99,984	
	Fuel Charges-Languages	11,400		20,000	
	Various Languages Day Activities	0		0	
	<b>School of Life Sciences Receipts</b>	<b>4,22,450</b>		<b>5,64,867</b>	
	Alumni Association Fees - Life Science	1,450		2,500	
	College Magazine Fees- Life Science	1,450		1,475	
	Extra Curricular Activity Fees- Life Sciences	870		1,530	
	Fees From Students Academic - Cosmetic Technology	0		0	
	Fees from Student - M. Sc. Bioinformatics	25,796		37,500	
	Fees From Students Academic - M.Sc. Microbiology	3,91,434		5,19,362	
	Fuel Charges- Life Science	1,450		2,500	





# Punyashlok Ahilyadevi Holkar Solapur University

Schedule No. : 11 Academic Receipts



Sr.	Particulars	Year 2023-2024		Year 2022-2023	
		Amount Rs.	Amount Rs.	Amount Rs.	Amount Rs.
	<b>School of Technology - Receipts</b>	<b>2,51,788</b>		<b>5,35,698</b>	
	Add- On Skill -School of Technology	10,000		3,35,760	
	Alumni Association Fees - Technology	1,450		1,550	
	Breakages - Technology	10,500		0	
	College Magazine Fees- Technology	1,400		1,500	
	Democracy, Election and Good Governance - Technology	800		1,200	
	Environmental Studies - Technology	0		750	
	Extra Curricular Activity Fees- Technology	840		930	
	Fees from B. Tech. in Cosmetic Technology Student Part I Academic	65,516		34,663	
	Fees from B. Tech. in Cosmetic Technology Student Part II Academic	24,240		21,289	
	Fees from B. Tech. in Cosmetic Technology Student Part III Academic	18,557		58,289	
	Fees from B. Tech. in Cosmetic Technology Student Part IV Academic	89,141		59,065	
	Fuel Charges- Technology	1,400		1,550	
	Integrated M. Tech.	27,944		19,152	
	<b>School of Physical Sciences-Receipt</b>	<b>4,66,519</b>		<b>9,65,022</b>	
	Collection From Sample Testing & Consultancy Charges				
	BET Surface Area & Pore Size Analyzer	0		2,500	
	Collection from Other Consultancy	500		-1,380	
	Stylus Surface Profilometer	0		-900	
	UV-VIS Spectrophotometer-phy.	2,550		4,675	
	Alumni Association Fees - Phy. Science	2,450		4,650	
	Breakages- Physical Sciences	763		104	
	College Magazine Fees- Phy. Science	1,725		2,750	
	Extra Curricular Activity Fees- Phy. Science	990		1,650	
	Fees From Students Academic -Applied Electronics	97,901		2,33,084	
	Fees From Students Academic -Condensed Matter Phy.	47,408		89,415	
	Fees from Students Electronic Science	81,020		1,04,764	
	Fees From Students Academic -Energy Studies	11,061		56,000	
	Fees From Students Academic -Material Science	2,16,701		4,39,060	
	Fees received from SDC at School of physical Sciences	1,000		24,000	
	Fuel Charges- Phy. Science	2,450		4,650	
	<b>School of Social Sciences-Receipt</b>	<b>12,47,070</b>		<b>11,75,844</b>	
	<b>Diploma in Elect. Media</b>				
	Laboratory Fees- Dip. in Elect. Media	1,420		888	
	Tuition Fees- Dip. in Elect. Media	31,211		32,500	
	<b>Diploma in Museology</b>				
	Laboratory Fees- Dip. in Museology	6,035		42,500	
	Tuition Fees- Dip. in Museology	25,211		2,663	
	Alumni Association Fees -Social Science	15,450		13,100	
	Basic Certificate Course in Data Science & Machine	1,05,000		-84,500	
	B.Voc -Social Science	1,06,242		95,066	
	College Magazine Fees-Social Science	9,200		6,000	
	Democracy, Election and Good Governance - Social	5,400		6,200	
	Environmental Studies - Social Sciences	1,500		2,000	
	Extra Curricular Activity Fees-Social Science	5,430		3,570	
	Fees From Students Academic - A.I.H.C. & A.	80,297		1,07,212	
	Fees From Students Academic - M.A. Economics	1,52,956		1,97,857	
	Fees From Students Academic - J & Mass Comm.	1,78,093		3,74,090	
	Fees from Students Academic - M.A. Appl. Psychology	41,533		11,268	
	Fees from Students Academic - M.A. History	28,552		21,250	
	Fees from Students Academic - M.A. Political Science	18,294		2,500	
	Fees from Students Academic - M.A. Public Administ	27,650		0	
	Fees From Students Academic - Rural Dev.	62,096		1,22,042	
	Fuel Charges-Social Science	15,500		13,100	
	Multimedia Production House	1,48,000		2,000	





# Punyashlok Ahilyadevi Holkar Solapur University

Schedule No. : 11 Academic Receipts



Sr.	Particulars	Year 2023-2024		Year 2022-2023	
		Amount Rs.	Amount Rs.	Amount Rs.	Amount Rs.
	<b>Skill Development Centre Fees</b>				
	Certificate Course in Agro Tourism -SDC	2,000		17,000	
	Certificate course in Anchoring-SDC	50,400		48,150	
	Certificate Course in Digital Journalism - SDC	35,000		65,000	
	Certificate course in Documentary Editing - SDC	4,500		9,000	
	Certificate Course in Photography - SDC	18,950		8,150	
	Certificate Course in Public Relations & LD - SDC	150		12,000	
	Certificate Course in Share Market -SDC	8,000		39,690	
	Diploma Course in A.I.A.&A-SDC	63,000		0	
	Certificate Course in Social Marketing & SMM - SDC	0		3,000	
	Mobile Journalism SDC Course	0		2,550	
	<b>School of Performing Arts-Receipts</b>	<b>14,42,260</b>		<b>9,83,529</b>	
	<b>Fees received from SDC at SPA</b>				
	Diploma in Sugam Sangeet -SPA	45,000		0	
	Diploma in Tabla -SPA	0		6,000	
	Alumni Association Fees -SPA	4,850		5,600	
	College Magazine Fees-SPA	4,925		5,650	
	Extra Curricular Activity Fees-SPA	3,000		3,390	
	Fees From Student Dramatics-SPA	2,37,745		1,34,932	
	Fees From Student Music Tabla-SPA	2,51,941		2,45,070	
	Fees From Student Music Vocal-SPA	6,08,908		4,56,325	
	Fees from students Academic Bachelor of Visual Art Bridge Course (Painting)	83,310		0	
	Fees received from students of Master of Visual Arts	1,97,731		1,20,912	
	Fuel Charges-SPA	4,850		5,650	
	<b>Sports- Receipts</b>	<b>37,27,815</b>		<b>38,10,418</b>	
	P. G. Gymkhana Fees	2,31,120		3,19,680	
	Sports Contribution Pro-Rata - From Affil.College	34,96,695		34,90,738	
	<b>Department of Students Development- Receipts</b>	<b>43,53,786</b>		<b>43,85,097</b>	
	Fees for College Magazine Competition	14,500		8,500	
	Youth Festival Fees From Affiliated College	41,38,890		41,02,953	
	Youth Festival Fees From University Department	2,00,396		2,73,644	
	<b>Study Centre-Receipts</b>	<b>1,56,000</b>		<b>1,71,190</b>	
	Study Centre Fees	1,56,000		1,71,190	
	<b>Instrumentation Centre</b>	<b>17,27,100</b>		<b>13,62,300</b>	
	1H NMR/13C/DEPT/2DNMR	11,03,500		9,80,600	
	FT-IR	72,700		1,700	
	GCMS	70,500		90,000	
	TGA/DSC	1,05,800		29,300	
	XRD	3,74,600		2,60,700	
	<b>School of Commerce &amp; Management Receipt</b>	<b>81,78,055</b>		<b>67,99,316</b>	
	Alumni Association Fees -SCM	13,050		23,300	
	College Magazine Fees-SCM	10,450		17,900	
	Extra Curricular Activity Fees-SCM	5,760		10,740	
	Fees From Students Academic - MBA	77,60,658		59,98,901	
	Fees From Students Academic - M. Com	3,75,087		7,25,175	
	Fuel Charges-SCM	13,050		23,300	





# Punyashlok Ahilyadevi Holkar Solapur University

Schedule No. : 11 Academic Receipts



Sr.	Particulars	Year 2023-2024		Year 2022-2023	
		Amount Rs.	Amount Rs.	Amount Rs.	Amount Rs.
3	<b>Other Fees &amp; Receipts</b>		2,73,03,732		3,06,41,060
	<b>Academic, Research &amp; Development- Receipt</b>	1,59,63,379		1,74,93,188	
	<b>Ph.D. Course</b>				
	Laboratory Development Fees-Ph.D.	3,12,000		4,15,500	
	Laboratory Fees-Ph.D.	5,72,000		8,87,500	
	Ph.D. Tuition Fees	42,47,504		62,11,287	
	Registration Fees-Ph.D.	1,12,000		7,28,000	
	Thesis Fees	5,28,000		6,84,000	
	<b>Affiliation Fees</b>				
	Annual Affiliation Fees	15,60,000		21,68,500	
	Closure Fees	50,000		10,000	
	Continuation of Affiliation Fees	17,79,300		17,56,500	
	Natural Growth Affiliation Fees	2,75,000		2,52,000	
	New Proposal Affiliation Fees	20,60,500		7,12,000	
	Other Affiliation Fees	5,08,500		5,25,300	
	Permanent Affiliation Fees	80,000		0	
	<b>Skill Development Centre Fees</b>				
	Eligibility Fees - SDC	16,300		0	
	E-Suvidha Fees -SDC	16,400		0	
	Marklist & Certificate Fees - SDC	32,300		0	
	MoU Affiliation Fees -SDC	1,08,000		10,000	
	Fees Recd. From Affiliated Inst./college-SDC	12,23,925		9,81,181	
	Mobile Journalism SDC Course	4,27,000		0	
	SDC Affiliation Fees	0		1,06,500	
	SDC University Campus Courses Fees	0		1,000	
	Skill Development Centre Exam. Fees	9,08,100		3,55,665	
	Skill Development Center Renovation Fees	2,35,000		2,03,000	
	<b>Change in Name of College</b>	25,000		25,000	
	Changes in Staff	50		300	
	Dissertation Fees ( Others )	0		0	
	M.E.Synopsis Approval Fees	49,000		1,20,000	
	Placement of College Teacher-R	68,000		88,300	
	Receipts Against Fine / Penalty	7,63,500		12,47,655	
	Teacher Advertisement Processing Fees	6,000		4,000	
	<b>Finance &amp; Account- Receipt</b>	6,63,413		6,08,248	
	Audit Fees-R	0		1,691	
	Lapsed Cheques	-400		86,876	
	Other Sundry Receipts	2,73,813		2,49,921	
	Tender Forms Fees	3,90,000		2,69,760	
	<b>Guest House-Receipt</b>	4,18,700		3,57,450	
	Receipts From Guest House	4,18,700		3,57,450	





# Punyashlok Ahilyadevi Holkar Solapur University

Schedule No. : 11 Academic Receipts



Sr.	Particulars	Year 2023-2024		Year 2022-2023	
		Amount Rs.	Amount Rs.	Amount Rs.	Amount Rs.
	<b>Knowledge Resources Centre-Receipt</b>				
	Knowledge Resources Centre Fees	10,11,637		12,93,418	
	Miscellaneous-Lib.	8,28,750		11,83,839	
	Photocopy Charges Library	46,041		33,082	
	Plagiarism Fees	12,046		397	
	Smart Card Fees	70,000		0	
		54,800		76,100	
	<b>Registrar Office-Receipts</b>				
	Admission Fees	92,46,603		1,08,88,756	
	Registration Fees From University Schools	1,07,550		1,37,520	
		1,40,550		1,45,450	
	<b>Day Care Centre - Receipts</b>				
	Admission Form Fees	500		0	
	Monthly Fees	24,800		0	
	Miscellaneous / Photocopy/ Postage Charges Mahiti Adhikari Office (RTI)	7,460		2,853	
	BSNL Tower Rent- R.	2,56,500		1,10,000	
	Car Rent- R.	62,320		1,77,641	
	Receipts From State Level Pre RD Camp	1,00,000		0	
	Registration fees for NSS from Affiliated Colleges	95,740		0	
	Electricity Charges-R	1,58,670		2,22,929	
	Eligibility Fees	33,77,856		50,93,589	
	Fine/Penalty	65,561		33,661	
	Grievance Fees-R.	1,350		400	
	Hostel Fees - R.	24,84,170		12,95,375	
	Hostel Guest Fees - R.	73,900		8,82,419	
	Internet Fees - R.	4,39,850		6,31,050	
	Kridamohotsav Fees From Affiliated Colleges	13,08,558		13,41,564	
	Kridamohotsav Fees From Campus P. G. Students	55,420		60,843	
	Medical Fees ( Health Centre )	28,250		43,675	
	Mess / Canteen/ Xerox Centre Rent - R.	3,11,194		3,84,052	
	Photocopy Charges - Registrar Officer Receipt	2,403		37,987	
	Recruitment Fees- R	69,750		69,300	
	Reward Points received from Xtrapower, Fastag & Other	50,038		0	
	Registered Graduate Registration Fees	0		1,49,500	
	Sale of Electoral Rolls	0		1,400	
	Sale of Nomination Forms	0		38,250	
	Vehicle Rent - Engineering Section-R	20,113		0	
	Water Charges- R.	4,100		29,298	
<b>4</b>	<b>Salary Grant</b>		<b>19,73,09,258</b>		<b>19,48,42,731</b>
	6th Pay Arrears - Teaching & Non-Teaching	0		0	
	Encashment of Leave Salary	1,05,14,049		53,65,526	
	Medical Re-Imbursement for T. & N.T. Staff	3,09,614		21,50,984	
	Grants for Scheme Salary (3521)	0		12,94,51,726	
	Grants for Committed Salary (0683)	18,64,85,595		5,78,74,495	





**Punyashlok Ahilyadevi Holkar Solapur University**  
Schedule No. : 12 **EXPENDITURE**



Sr.	Particulars	Year 2023-2024		Year 2022-2023	
		Amount Rs.	Amount Rs.	Amount Rs.	Amount Rs.
1	<b>Establishment Expenses</b>		19,99,34,213		18,20,70,415
	<b>Salary Expenses</b>				
	Committed Salary (Head 0683)	18,76,76,593		5,75,21,058	
	Scheme Salary (Head 3521)	14,28,260		11,94,04,353	
	Guest Allowance	5,697		10,000	
	Medical Re-Imbursement for T. & N.T. Staff	3,09,614		2,36,008	
	Encashment of Leave Salary	1,05,14,049		48,98,996	
2	<b>Examination-Payments</b>		12,17,61,321		5,80,22,440
	<b>C.A.P. Centre Expenses</b>	2,08,02,888		18,76,316	
	L.C.A. & T.A.D.A. to Examiners/moderators	53,34,314		8,260	
	Miscellaneous Expenses to C.A.P. Centre	2,88,522		0	
	Remuneration to Director & Other Staff	73,41,334		18,59,048	
	Remuneration to Examiners & Moderators - CAP	78,38,718		9,008	
	<b>Convocation Expenses</b>	18,53,152		12,20,818	
	Convocation Printing	0		14,500	
	Expenses for Convocation Ceremony	3,38,700		4,47,170	
	Printing of Degree/ Diploma Certificates	15,14,452		7,59,148	
	<b>Entrance Exam. Expenses</b>	1,72,397		5,15,312	
	L.C.A. & T.A. D.A. to Entrance Exam	2,560		41,610	
	Remuneration to Entrance Exam	1,69,837		4,73,702	
	<b>Exam. Flying Squad</b>	11,73,873		3,75,848	
	L.C.A. & T.A.D.A. to Exam. Flying Squad	5,41,323		1,76,348	
	Remuneration to Exam. Flying Squad	6,32,550		1,99,500	
	<b>Examination Centre</b>	2,36,80,596		79,31,476	
	Miscellaneous Expenses to Exam Centre	1,58,242		25,186	
	Remuneration to Non-Teaching & Other Staff	56,89,897		19,94,595	
	Stationery Expenses at Centre	6,08,850		1,40,591	
	Supervision Charges ( Sr. & Jr. )	99,98,737		39,93,500	
	T.A.D.A. for Submission of Answer Books to CAP	35,25,382		14,250	
	T.A.D.A. to Sr. Supervisors	36,99,488		17,63,354	
	<b>Other Committee Meeting</b>	71,745		21,870	
	L.C.A. & T.A.D.A. to Committee Member- Exam.	51,311		21,870	
	Remuneration to Committee Member- Exam.	20,434		0	
	<b>Paper Setting</b>	63,29,840		63,31,606	
	L.C.A. & T.A.D.A. to Paper Setters	22,53,249		21,65,436	
	Remuneration to Paper Setters	40,76,591		41,66,170	
	<b>Practical Examination</b>	1,43,80,491		92,17,440	
	Material Charges ( Chemical & Breakages )	24,96,900		17,13,898	
	Remuneration to Examiners - Practical	54,09,609		33,75,431	
	Remuneration to Non-Teaching Staff - Practical Exam	24,12,959		11,98,065	
	T.A.D.A. to Examiners - Practical	36,55,702		27,46,360	
	<b>Viva-Voce Examination Expenses</b>				
	L.C.A. & T.A.D.A. to Expert -Viva	2,84,753		1,10,326	
	Remuneration to Expert -Viva Exam	1,20,568		73,360	
	<b>Printing &amp; Stationery</b>	2,68,90,679		2,05,85,324	
	Copier Machine / Reso Expenses - Exam	76,110		17,110	
	Other Printing Expenses - Exam	8,75,431		7,33,915	
	Printing of Answer Books	56,88,250		32,68,103	
	Printing of Question Papers	1,97,53,813		1,65,66,196	
	Stationery Expenses - Exam	4,97,075		0	
		2,64,05,660		99,46,430	







**Punyashlok Ahilyadevi Holkar Solapur University**  
**Schedule No. : 12 EXPENDITURE**

Sr.	Particulars	Year 2023-2024		Year 2022-2023	
		Amount Rs.	Amount Rs.	Amount Rs.	Amount Rs.
	Advertising Expenses - Exam	2,29,992		99,427	
	AMC Charges for Hardware & Software	3,70,514		1,44,840	
	Data Centre Rent	2,00,524		22,98,848	
	Hospitality Expenses - Exam.	9,987		0	
	Lapses for Meeting Expenses -Exam	28,533		12,957	
	Meeting Expenses - Exam	20,350		600	
	Miscellaneous Expenses for Exam. Department	1,32,658		50,671	
	News - Paper Expenses for D.E. & E.B.	870		2,670	
	On Screen Revaluation	1,58,32,170		20,96,417	
	Overtime Charges - Exam.	1,04,855		9,375	
	Prizes From Interest on Prize Fund	8,001		8,001	
	Refund of Exam and Other Fees	66,000		8,910	
	Remuneration to Question Bank Setter	0		10,23,500	
	Security & Other Services- Exam.	75,00,000		32,09,324	
	Seminar & Workshop for College/ Uni. Teacher	31,000		6,955	
	Servicing & Main. of Furniture/Equipments/Computer-E	1,56,309		1,48,224	
	T.A.D.A. to B.O.E. Meeting	61,091		9,390	
	T.A.D.A. to Employees/ Officers of Exam Section	2,33,910		1,52,665	
	Vehicle Expenses for Exam Department	9,78,842		3,71,372	
	<b>Administrative Charges for Using University Facility</b>				
	Administrative Charges- Exam.	3,77,954		1,574	
	<b>Legal Expenses for Exam. Section</b>				
	Expenses	0		400	
	Legal Expenses Fees - Exam.	62,100		2,90,310	
3	<b>Academic Expenditure</b>		<b>3,83,78,258</b>		<b>2,94,93,116</b>
	<b>School of Allied Health Sciences-Payments</b>	<b>13,88,832</b>		<b>12,42,423</b>	
	Consultancy Charges School of Allied Health Sciences	1,39,200		14,500	
	Lab Expenses-School of Allied Health Sciences	0		1,883	
	Miscellaneous & Contingency School of Allied Health Sciences	33,122		11,790	
	Organization of workshop /Training prog. - Allied	-4,600		8,052	
	Printing and Publication- School of Allied Health Sciences	0		45,000	
	Salary / Honorarium School of Allied Health Sciences	10,31,190		8,58,008	
	Share to SSSMERS as per MoU School of Allied Health Sciences	1,34,800		1,29,200	
	T.A & Honorarium to guest lecturers School of Allied Health Sciences	55,120		1,73,990	







**Punyashlok Ahilyadevi Holkar Solapur University**  
**Schedule No. : 12 EXPENDITURE**

Sr.	Particulars	Year 2023-2024		Year 2022-2023	
		Amount Rs.	Amount Rs.	Amount Rs.	Amount Rs.
	<b>School of Chemical Sciences - Payments</b>	<b>44,14,373</b>		<b>30,61,388</b>	
	50% share to be kept for Hon. to trainers-SDC Che	57,875		31,000	
	Departmental Research Fellow-Chem. Science	27,742		20,968	
	Excursion Tour School of Chemical Sciences	0		29,996	
	Lab. Expenses - Chemical Sciences	19,52,871		8,78,201	
	Miscellaneous / Contingency - Chemical Sciences	17,290		18,510	
	NET/SET Training/workshop for P.G. Course Students Chemical	0		18,348	
	Repairs & Servicing of Furniture & Equipments-Chem.Science	59,720		63,778	
	Salary/ Honorarium to Teaching Staff - Chemical Science	21,62,245		19,62,365	
	Stationary for Internal Exam School of Chemical Sciences	0		6,968	
	T.A.D.A. & Hon. to Visiting Guest Lect.-Chemical Science	1,01,630		30,954	
	Yuvaspandan School of Chemical Sciences	35,000		0	
	Teaching Aids - Chemical Sciences	0		300	
	<b>Instrument Centre-Payments</b>	<b>9,37,293</b>		<b>8,30,517</b>	
	AMC Charges for Instruments	0		1,72,634	
	Laboratory Expenses - Instru.Centre ( P )	9,26,787		4,16,850	
	Maintenance of Instruments - Instru. Centre ( P )	1,900		34,536	
	Miscellaneous Expenses - Instru. Centre ( P )	8,606		17,754	
	Purchase of Components & Accessories - Inst. Cen. P	0		1,88,743	
	<b>School of Commerce &amp; Management ( SCM ) - Payments</b>	<b>33,59,687</b>		<b>30,36,721</b>	
	Campus Interview, Placement and Internship	2,254		0	
	DTE Mumbai Facilitation Centre for MBA	50,000		41,460	
	Lab.Exp./Maint. Of Computer & Printer-SCM	35,801		1,966	
	Misc. / Contingency - School of Comm. & Management	33,732		32,186	
	Purchase of News Paper - SCM	3,060		5,176	
	Repairs & Serv. of Furniture & Equipments-SCM	4,799		4,982	
	Salary/Hon. to Teaching Staff - SCM	30,71,884		28,58,293	
	Students Extra Circular Activities -SCM	4,285		0	
	TA & DA & Hon. to Visiting Fellows / Guest Lect-SCM	1,32,452		92,658	
	Yuvaspandan Commerce	21,420		0	
	<b>School of Computational Sciences - Payments</b>	<b>25,40,989</b>		<b>21,62,070</b>	
	Campus Interviews & Placement of Students - Computational Sciences	835		1,605	
	Consultancy Charges - Computational Science-P	2,41,600		34,000	
	Facilitation Centre for MCA,DTE, Mumbai	25,030		20,000	
	Generator Fuel Expenses- School of Computational Sciences	9,261		27,583	
	Lab. Expenses - Computational Sciences	1,41,400		19,415	
	Misce./ Contingency - Computational Sciences	35,773		67,803	
	Repairing & Servi. of Equipment & Com / Pri-Comp.Sc	1,25,116		71,388	
	Salary / Hon. to Teaching Staff - Computational Sci	17,68,536		17,81,958	
	Seminar /workshop Computational Science	97,682		62,728	
	Stationary For Internal Exam School of Computational Sciences	34,130		34,400	
	Subject wise NET/SET Training/workshop for P.G. Co.-Comp. Scie	16,256		23,570	
	T.A.D.A. & Hon. to Visiting Guest Lect.-Comp. Scien	10,490		17,620	
	Yuvaspandan School of Ccomputational Sciences	34,880		0	







**Punyashlok Ahilyadevi Holkar Solapur University**  
Schedule No. : 12 EXPENDITURE

Sr.	Particulars	Year 2023-2024		Year 2022-2023	
		Amount Rs.	Amount Rs.	Amount Rs.	Amount Rs.
	<b>School of Earth Sciences - Payments</b>	<b>25,54,734</b>		<b>20,75,050</b>	
	Bifurcation of fees received from SDC- Earth				
	50% share to be kept for Hon. to trainers-SDC Earth	1,20,000		60,000	
	Consultancy Charges School of Earth Sciences	2,15,833		0	
	Departmental Research Fellow- Earth Science	-40,000		1,20,000	
	Excursion Tour School of Earth Sciences	43,801		1,77,150	
	Lab. Expenses - Earth Sciences	1,77,934		48,769	
	Miscellaneous / Contingency - Earth Sciences	48,773		1,06,910	
	Ph. D. Coursework Workshop & Other Workshop- Earth	39,549		0	
	Printing of Stationary School of Earth Sciences	17,400		0	
	Repairs & Servicing of Furniture & Equipment.-Earth Science	47,237		37,790	
	Salary/Honorarium to Teaching Staff-Earth Science	18,58,243		15,24,131	
	TA & Hon. to Visiting Professors / Guest Lectures School of Earth Sciences	5,970		300	
	Yuvaspandan School of Earth Sciences	19,994			
	<b>School of Languages and Literature - Payments</b>	<b>39,71,375</b>		<b>35,39,960</b>	
	Hon.to Visiting Guest Lecturers - School of Language & Literature	29,809		11,000	
	Miscellaneous / Contingency School of Languages and Literature	17,835		90,837	
	Printing & Stationary Expenses School of Languages and Literature	0		650	
	Purchase of News Papers School of Languages and Literature	0		5,980	
	Repairs & Servi. of Furniture & Equipments-Languages	1,893		0	
	Salary / Honorarium School of Languages and Literature	38,02,037		33,57,383	
	Study Tour School of Languages and Literature	75,000		38,135	
	Various Languages Day Activities	0		17,975	
	NET/SET Training/workshop for P.G. Course Students Language	20,000		18,000	
	Yuvaspandan School of Languages and Literature	24,801		0	
	<b>School of Life Sciences - Payment</b>	<b>21,59,423</b>		<b>8,35,585</b>	
	Excursion Tour School of Life Sciences	28,848		0	
	Laboratory Expenses School of Life Sciences	6,05,061		-106,438	
	Miscellaneous / Contingency - Micro Life Science	13,892		13,210	
	Repairs & Servicing of Furniture & Equipment School of Life Sciences	18,825		12,076	
	Salary/ Honorarium School of Life Sciences	14,74,243		9,12,667	
	TA/DA & Hon.to Visiting Guest Lecturers - Life Science	7,044		0	
	Stationary for Internal Exam.- Life Sciences	3,570		0	
	Teaching Aids School of Life Sciences	7,940		4,070	
	<b>School of Physical Sciences - Payments</b>	<b>20,79,502</b>		<b>19,26,971</b>	
	Bifurcation of fees received from SDC- Physics				
	50% share to be kept for Hon. to trainers-SDC Earth	0		5,500	
	Campus Interview and Placement School of Physical Sciences	0		13,000	
	Departmental Research Fellow- Phy. Science	19,000		1,01,521	
	Generator & Other Fuel Expenses - Physical Sciences	13,822		4,800	
	Interaction Meet of Physics & Electronics for Teachers & Students	4,786		0	
	Lab. Expenses - Physical Sciences	1,82,014		2,92,964	
	Miscellaneous / Contingency - Physical Sciences	20,428		17,135	
	NET/SET Training/workshop for P.G. Course Students Physics	0		13,998	
	Repairs & Servicing of Furniture & Equipments-Phy S	1,16,239		2,57,478	
	Salary / Honorarium to Teaching Staff - Phy. Sci	16,65,767		12,19,575	
	TA & Hon. to Visiting Professors / Guest Lectures School of Physical Sciences	28,702		1,000	
	Yuvaspandan Physics	28,744		0	







**Punyashlok Ahilyadevi Holkar Solapur University**  
**Schedule No. : 12 EXPENDITURE**

Sr.	Particulars	Year 2023-2024		Year 2022-2023	
		Amount Rs.	Amount Rs.	Amount Rs.	Amount Rs.
	<b>School of Social Sciences - Payments</b>				
	Bifurcation of fees received from SDC - Social	45,46,028		28,93,261	
	50% share to be kept for Hon. to trainers-SDC Social	64,530		87,660	
	Measurement of Student Happiness Index	2,000		46,402	
	<b>Repairs &amp; Serv. of Furniture &amp; Equipments</b>				
	Archaeological Museum	2,89,700		15,000	
	Computer Lab	48,169		10,100	
	Economic Lab	17,295		0	
	Radio / TV Studio	95,157		1,26,729	
	Advertisement Expenses -Social Science	28,577		61,945	
	Departmental Research Fellow-Social Science	86,123		2,10,000	
	Expenditure made for Basic Certificate Course in Data Science& Machine-Socia	78,750		0	
	Misc./ Contingency - Social Science	34,535		67,923	
	Printing Expenses (Lab. Journal)	16,800		28,000	
	Salary/ Honorarium School of Social Sciences	32,26,998		18,98,724	
	Seminar / Workshop /Conference School of Social Sciences	91,948		42,100	
	Students Cultural and Extra Curricula Activities	25,580		29,676	
	Study Tour School of Social Sciences	0		98,000	
	Subject wise NET/SET Training/workshop for P.G. Co.-Social Science	0		12,866	
	Faculty Transport Official/ Seminar and Workshop	1,000		53,136	
	TA & Hon. to Visiting Professor/ Guest Lectures School of Social Sciences	4,04,028		1,05,000	
	Yuvaspandan School of Social Sciences	34,838		0	
	<b>School of Performing &amp; Fine Art -Payment</b>				
	Miscellaneous / Contingency - SPA	16,29,963		12,16,916	
	Repairs & Serv. of Furniture & Equipments-SPA	37,365		54,860	
	Salary/ Honorarium - SPA	7,367		22,700	
	T.A. & Hon. to Visiting Guest Lect.-SPA	15,73,187		11,39,356	
	Teaching Aids-SPA	8,205		0	
		3,839		0	
	<b>School of Technology - Payments</b>				
	Excursion Tour School of Technology	22,31,720		14,37,058	
	Laboratory Expenses School of Technology	0		15,730	
	Miscellaneous / Contingency - Technology	3,99,691		33,955	
	Repairs & Servicing of Furniture & Equipment School of Technology	7,873		4,040	
	Salary/ Honorarium - Technology	521		0	
	Yuvaspandan School of Technology	17,95,875		13,83,333	
		27,760		0	
	<b>Sports - Payments</b>				
	Board of Sports Meeting	65,28,785		52,10,991	
	Inter-University Participation Exp.	9,270		1,520	
	Inter- University Tournament Organization	52,48,629		41,41,731	
	Krida Mohotsav Tournaments	1,38,909		25,000	
	Miscellaneous - Sports	8,88,482		3,52,981	
	Ph. D. Course Work Workshop & Other Workshop-Sport	15,005		18,055	
	Selection Committee Expenses	51,801		0	
	Servicing & Maint. of Computer/printer - Sports	25,706		12,968	
	Sports Seminars & Workshops Sports Section	6,254		8,010	
	TA/DA to Director & Supporting Staff	0		13,852	
	University Kits, Prizes & Certificates	2,520		12,630	
		1,42,209		6,24,244	





**Punyashlok Ahilyadevi Holkar Solapur University**  
**Schedule No. : 12**      **EXPENDITURE**



Sr.	Particulars	Year 2023-2024		Year 2022-2023	
		Amount Rs.	Amount Rs.	Amount Rs.	Amount Rs.
	<b>Study Centre - Payments</b>				
	Miscellaneous - Study Centre	35,555		16,437	
	Printing & Book Binding Study Centre	21,218		6,470	
	Purchase of News Paper and Magazine Study Centre	3,700		0	
		10,637		9,967	
	<b>Constituent UG College (Arts, Science &amp; Commerce)</b>				
	Miscellaneous / Contingency Constituent UG College (Arts, Science & Commerce)	0		7,768	
		0		7,768	
<b>4</b>	<b>Common Services &amp; General</b>		<b>8,33,64,010</b>		<b>7,01,40,975</b>
	<b>Academic, Research and Development- Payments</b>				
	<b>Avishkar Expenses</b>	<b>91,18,104</b>		<b>67,74,623</b>	
	a) State Level	1,90,773		46,771	
	b) University Level	5,46,123		1,56,310	
	<b>Refund of Affiliation fees</b>				
	Continuation of Affi. Fees Refund	1,00,000		18,000	
	New Proposal Affi. Fees Refund	0		25,000	
	<b>Board of Studies Section</b>				
	AMC for Eligibility Software	1,96,700		0	
	Diff. Amount for Gold Medal Making Charges Over	59,330		1,55,670	
	Eligibility Expenses	3,54,700		77,265	
	Meeting Expenses - Board of Studies Section	99,290		36,856	
	Muli Shikva Samaj Ghadva	3,33,000		0	
	Seminars & Workshop- B.O.S.	4,70,060		3,30,869	
	Syllabus DTP Charges	5,870		6,885	
	T.A.D.A. to B.O.S. & Faculties	17,84,411		10,09,119	
	<b>NAAC -IQAC Section</b>				
	Financial Assistance for Registration Fees & Travelling Allowance for attending National / International Seminar to University staff	11,714		0	
	IQAC- TA/DA	56,707		6,070	
	Miscellaneous Expenses - NAAC	17,021		5,602	
	Organization of Work for Reaccreditation Pro.- NAAC	0		1,980	
	Printing Expenses - NAAC	0		21,700	
	Servicing & Maint. of Computer/printer/copier-NAAC	21,435		660	
	<b>Skill Development Centre Expenses</b>				
	Advertisement Charges - SDC	12,247		0	
	Exam Expenses- SDC	2,39,935		1,90,135	
	Meeting -SDC	710		16,097	
	Miscellaneous-SDC	12,934		10,694	
	Organising Work Shop/ Seminar/ Conference/Symposium	19,086		0	
	Printing Expenses-SDC	15,052		13,750	
	Servicing & Maint. Of Comp./ Prin / Copier-SDC	9,817		22,696	
	TA/DA & Honorarium to Teacher-SDC	95,805		1,30,186	
	Training & MoU Activities-SDC	220		5,453	
	Avishkar Fees Contribution to Host University	2,89,630		2,49,424	
	Break Through Research-ARD	57,000		1,500	
	Expenses on Patent Filing	53,400		1,26,290	
	Expenses on Peer Team Visit	0		90,285	
	Expenses on submission IIQA & SSR (IIQA & SSR)	0		25,710	
	Financial Aid to the STU/Teaching/Officers & Other	0		20,814	
	Innovation, Incubation & Linkages - A.R.D.	0		8,65,476	
	International Cell	53,294		0	
	Meeting Expenses - A.R.D.	1,15,165		1,45,615	
	Miscellaneous - A.R.D.	16,913		27,854	
	NET/SET & Other Training/workshop( Special Cell )	46,487		4,05,612	
	Ph.D. Coursework Workshop & Other Workshop - ARD	3,21,920		0	
	Printing Expenses - A.R.D.	0		4,182	







**Punyashlok Ahilyadevi Holkar Solapur University**  
**Schedule No. : 12 EXPENDITURE**

Sr.	Particulars	Year 2023-2024		Year 2022-2023	
		Amount Rs.	Amount Rs.	Amount Rs.	Amount Rs.
	Refund of Fine/ Penalty Fee	0		31,500	
	Seed Money for Research Etc. Break Through & Other	21,31,715		4,98,000	
	Servicing & Maint. of Computer/printer/copier-A.R.D.	42,774		30,203	
	T.A.D.A. to Committee Members & Others	8,86,208		13,63,541	
	T.A.D.A. to Employees/ Officers of A.R.D.	22,716		41,882	
	Viva-Voce Exam Expenses - M. Phil./ Ph.D.	4,27,942		5,58,967	
	<b>Finance &amp; Account- Payment</b>	<b>26,38,950</b>		<b>27,34,730</b>	
	T.A./ D.A. Expenses-F.A.O.				
	Budget Committee	7,200		2,000	
	Finance & Account Committee	7,600		3,600	
	Other Committee	2,550		0	
	Purchase Committee	2,800		1,200	
	Statutory Audit Fees	1,59,300		1,86,600	
	Bank Commission	4,950		17,187	
	Hospitality Expenses - F.A.O.	14,474		21,854	
	Matching Contribution for Employees Welfare Scheme	3,94,400		4,03,800	
	Meeting Expenses - F.A.O.	24,079		16,562	
	Miscellaneous Expenses - F.A.O.	1,56,037		1,58,384	
	Other Printing - F. & A.O.	84,154		1,07,912	
	Prior Year Expenses	21,937		0	
	Servicing & Maint. of Computer/ Printer - F.A.O.	1,23,524		87,043	
	Stationery - F.A.O.	12,02,585		11,53,561	
	T.A.D.A. to Employees/ Officers - F.A.O.	9,827		34,193	
	Tax and Other Consultancy Fees & Misc. Charges	4,23,533		5,40,834	
	<b>Printing for Publication</b>	<b>153</b>		<b>2,979</b>	
	Opening Stock	541		600	
	Add-During the year	0		2,920	
	Total	541		3,520	
	Less-Closing Stock	388		541	
	<b>Knowledge Resources Centre-Payment</b>	<b>12,15,768</b>		<b>15,50,378</b>	
	Affiliated College Librarian's Seminar/ Workshop and Oriented Programme	0		37,925	
	AIU & ACU Membership contribution	59,000		59,000	
	AMC/ Renewal Charges of Software	8,38,214		11,40,518	
	Book Binding Charges- KRC	0		14,150	
	Misc./ Contingency - KRC	46,820		46,011	
	Purchase of News Paper/magazine/weekly Ext - KRC	45,494		41,908	
	Repairing & Servi.Computer/ Copier - KRC	67,690		13,026	
	Stationery/ Printing - K.R.C.	1,58,550		1,97,840	





**Punyashlok Ahilyadevi Holkar Solapur University**  
Schedule No. : 12

**EXPENDITURE**



Sr.	Particulars	Year 2023-2024		Year 2022-2023	
		Amount Rs.	Amount Rs.	Amount Rs.	Amount Rs.
	<b>National Service Scheme(NSS) - Payments</b>	<b>12,93,163</b>		<b>11,25,814</b>	
	Ashadi Wari Nirmal Wari Payments	48,831		0	
	Avhan Camp Expenses	73,175		0	
	NSS Campus Unit to Regular Activity Expenses	35,000		0	
	Pre RD Camp Fees	58,026		1,10,940	
	State Level PRD Camp Expenses	6,69,893		0	
	University Own Contribution Yuva Samvaad Exps.	2,60,114		0	
	Utkarsh Expenses	1,48,124		1,50,000	
	Utkarsh Program Expenses	0		8,64,874	
	<b>Registrar Office Payments</b>				
	<b>Common Services &amp; General Charges</b>	<b>48,70,037</b>		<b>62,25,565</b>	
	Advertisement Charges	8,76,437		16,66,050	
	Expenses for Seminar, Workshop & others for Women Cell	65,082		0	
	Expenses of ICC	12,800		1,800	
	Hospitality Expenses- R. Office	3,572		10,002	
	Maint. of Wi-Fi Connectivity Systems & Internet	16,28,997		12,06,626	
	Marathi Bhasha Gaurav Din	32,218		24,517	
	Miscellaneous ( Adm )	3,31,226		2,82,152	
	News-Paper Expenses for Registrar	4,198		3,866	
	Postage, Telegrams & Courier Charges	4,48,216		9,27,586	
	Printing Charges ( Adm. )	49,316		31,142	
	Printing Expenses of Annual Report	4,91,925		5,94,040	
	Servicing & Maintenance of Computer & Printers -R	1,11,682		1,24,429	
	Servicing & Maintenance of Copier	1,84,790		2,42,525	
	Servicing & Maintenance of Furniture & Equip. - R	0		1,000	
	Subscription for International Academic Union	0		1,77,078	
	T.A.D.A. to Officers & Other Staff	5,07,839		8,35,654	
	University Foundation Day various Awards	1,21,739		97,098	
	<b>Elections Expenditure for the Authorities and Bodies</b>	<b>83,300</b>		<b>5,68,065</b>	
	Ballot Boxes	0		6,000	
	Honorarium of Election Officer Polling Agents and Transportation Charges for Polling Centres	0		1,69,560	
	Miscellaneous Election Expenditure for the Authorities and Bodies	0		70,602	
	Printing and Stationary Meetings and Elections Section	83,300		34,220	
	Payment of Fees for online Graduate Registration and Other	0		1,47,000	
	Publication of Notice of Election and Notification in Newspaper	0		1,40,683	
	<b>Engg. Section</b>	<b>1,44,14,764</b>		<b>1,44,43,778</b>	
	<b>Fuel Expenses</b>				
	Generator	1,46,296		1,86,316	
	Hon. V.C. Car Fuel Expenses	3,21,589		2,24,117	
	Other Vehicle Fuel Expenses	15,20,983		15,39,016	
	<b>Maintenance/ Repairs &amp; Other Vehicle Expenses</b>				
	Generator Maintenance Expenses	12,896		36,932	
	Hon. V.C. Car Maintenance Expenses	1,17,565		64,126	
	Other Vehicle Maintenance Expenses	5,09,397		5,58,042	
	Building Maintenance & Colouring	7,76,886		24,90,843	
	Committee Meeting Expenses	17,165		12,820	
	Development charges for SMC	2,35,754		0	
	Electricity Charges	48,02,990		37,63,373	
	Fastag Expenses	1,90,197		0	
	Insurance for Building Equipments & Vehicles	3,10,938		3,37,325	
	Maintenance & Purchase of Carpenter R. Material	86,267		97,293	
	Main. & Purchase of Computer Peripherals/ Tele. Mai	27,700		47,920	
	Maintenance & Purchase of Plumbing R. Material	2,52,996		77,150	
	Maintenance of Electrical System & Elec Appliances	4,30,646		3,15,607	
	Maint. of Garden & Purch. of Material Input ( Garden)	2,00,000		33,570	
	Miscellaneous-Engg.	53,002		40,437	
	Miscellaneous for Vehicle	1,20,814		2,58,212	
	Photocopy Charges/ Blue Print/ Printing Expenses	2,920		7,240	







**Punyashlok Ahilyadevi Holkar Solapur University**  
Schedule No. : 12      **EXPENDITURE**

Sr.	Particulars	Year 2023-2024		Year 2022-2023	
		Amount Rs.	Amount Rs.	Amount Rs.	Amount Rs.
	Purchase of Battery for Electric & Other Vehicle	6,946		0	
	Purchase of Tyres for Vehicle	94,160		27,200	
	Revenue and Corporation Taxes	37,23,648		37,23,510	
	RTO Passing/Renewal/Puc/Permit/Envi.Tax & Other Tax	46,552		20,960	
	Telephone Charges	2,02,337		3,77,649	
	Water Charges	2,04,120		2,04,120	
	<b>Establishment Section</b>	<b>4,43,70,969</b>		<b>3,33,32,579</b>	
	Conference/ Seminar TA/DA for Adm. Staff & U. Teach	17,027		37,481	
	Enquiry Expenses-EST	41,428		95,176	
	Foundation Day & Other Functions	17,04,960		4,96,217	
	Hon. to Mansevi Staff	3,03,685		2,85,177	
	Liveries Uniforms to Staff ( Class IV )	1,87,255		1,45,200	
	Medical Insurance of teaching & non-teaching of employees	16,03,059		14,55,474	
	Medical Reimbursement for Regular teaching & non teaching staff of University	0		0	
	Orientation Programme for Adm. Staff	1,000		30,587	
	Overtime Charges	3,82,655		2,26,560	
	Prize to the children of Non Teaching of employee	0		4,000	
	Recruitment Expenses	3,61,434		1,81,162	
	Security & Other Services	3,93,80,676		3,03,38,301	
	University staff sports Material Pur. & Competition	3,87,790		37,244	
	<b>Health Centre</b>	<b>4,23,055</b>		<b>3,67,476</b>	
	Health Camp/ Lectures Expenses	13,650		25,420	
	Salary to Health Centre Contractual Staff	1,70,209		1,74,096	
	Medical Expenses	2,21,106		1,45,117	
	Miscellaneous - Health Centre	18,090		22,843	
	<b>Hon'ble Vice- Chancellor Office</b>	<b>86,030</b>		<b>1,05,356</b>	
	Hospitality Expenses Hon'ble Vice-Chancellor's Office	18,335		19,342	
	Miscellaneous - Hon'ble V.C.Office	46,598		73,333	
	News-Paper Expenses - Hon'ble V.C.Office	13,017		5,000	
	Various Meeting Expenses	8,080		7,681	
	<b>Hostel</b>	<b>1,56,539</b>		<b>88,014</b>	
	Hostel Function and other functions	1,658		0	
	Maintainance Hostel	4,750		0	
	Miscellaneous Expenses - Hostel	12,204		2,435	
	Personality development	7,606		0	
	Warden Salary	1,30,321		85,579	





**Punyashlok Ahilyadevi Holkar Solapur University**

Schedule No. : 12

**EXPENDITURE**



Sr.	Particulars	Year 2023-2024		Year 2022-2023	
		Amount Rs.	Amount Rs.	Amount Rs.	Amount Rs.
	<b>Kridamohotsav Fees Payment</b>				
	Avhan Fees Contribution to Host University	12,16,446		8,72,984	
	Indradhanushya Fees Contribution to Host University	2,89,630		2,49,424	
	Krida Mahotsav Fees Contribution to Host University	3,47,556		2,49,424	
		5,79,260		3,74,136	
	<b>Legal Section</b>				
	Legal Fees	7,51,353		14,81,353	
	Other Charges	6,90,608		13,70,300	
	TA DA for Court Matter	14,000		11,160	
	University & Colleges Tribunal Expenses	35,410		54,500	
		11,335		45,393	
	<b>Meeting Section</b>				
	T.A. D.A. Expenses	7,25,688		4,61,383	
	Academic Council	1,08,881		54,206	
	Management Council	2,61,808		63,930	
	Senate	1,56,769		84,684	
	Meeting Expenses (Other Than TA/DA)	1,96,230		2,33,234	
	Miscellaneous Meetings and Elections Section	2,000		25,329	
	<b>Hon'ble Pro-Vice-Chancellor's Office</b>				
	Hospitality Expenses Hon'ble Pro-Vice-Chancellor's Office	22,959		5,898	
	Miscellaneous Hon'ble Pro-Vice-Chancellor's Office	12,489		5,738	
		10,470		160	
	<b>Search Committee Expenses</b>				
	Advertisement Charges - Search Committee Expenses	19,53,663		0	
	Meeting Expenses - Search Committee Expenses	7,38,501		0	
	Remuneration to Search Committee Members	70,150		0	
	T.A.D.A. / Lodging Exp. To Search Committee	2,70,000		0	
		8,75,012		0	
	<b>Day Care Centre- Payment</b>				
	Miscellaneous- Day Care Centre	3,320		0	
		3,320		0	
	<b>Mahatma Basaweshwar Chair</b>				
	Miscellaneous Mahatma Basaweshwar Chair	16,590		0	
	T. A. D. A. Mahatma Basaweshwar Chair	14,990		0	
		1,600		0	
	<b>Punyashlok Ahilyadevi Holkar Chair</b>				
	Miscellaneous PAHC	3,160		0	
		3,160		0	
5	<b>Guest House</b>				
	Maintenance of Guest House		25,510		21,675
	Miscellaneous /Contingency Guest House	5,014		17,285	
		20,496		4,390	
6	<b>Students Welfare &amp; Other Expenses</b>				
	<b>Department of Students Development - Payments</b>				
	Blazer	85,706		1,59,580	
	Earn & Learn Scheme - DSD	7,03,140		1,34,900	
	Fellow Assistant Salary- DSD	2,85,160		1,78,500	
	Miscellaneous Expenses - DSD	43,535		28,674	
	Prizes for College Magazine Competition	1,37,889		1,56,468	
	Servicing & Maint. of Computer/printer - DSD	824		2,270	
	Student Development Expenses	6,523		32,024	
	TA/DA to DSW Supporting Staff	13,819		52,348	
	Workshop on Cultural Programme	40,000		45,000	
	Youth Festival	24,68,678		23,43,141	
	Youth Festival Expenses for University Department	1,72,229		1,58,155	
	Youva Spandan Cultural Programme Exps.	1,34,248		0	
	<b>Welfare Scheme for Students Teachers</b>				
	Career Guidance Lectures for UPSC, MPSC, Banking Ex	0		1,980	
	Counselling for Students in Aff. C. for Stress Reli	0		12,000	
	Welfare Fund for University students for various schemes	3,445		0	







**Audit Observations:**

Sr. No.	Audit Observations	Compliance
1)	Advances given to office staff, suppliers and colleges may be settled down within a stipulated a time limit for such advances may be decided by the management.	The advances to the staff & colleges are continuous process. The advances are being settled after the completion of work.
2)	Considering the volume of transactions in the university we suggest internal audit department to be set up and it may be made operational	Due inadequate staff in the Finance and Accounts Section. We are unable to setup independent Internal Audit Section as per mentioned in Appendix IV (A) of Common Account Code 2012. As and When staff will be available, the section will be setup immediately.
3)	During the current year gross interest of Rs.61,540/- was received on deposit from MSEDCL on which an amount of Rs.6,154/- was deducted as TDS u/s 194A of the Income Tax Act 1961. An amount of Rs.55,386/- (Rs.61,540/- - Rs.6,154/-) was deducted from Electricity Charges; in our opinion interest income would have been shown separately and Electricity charges would have been shown separately; to that extent the surplus of the university is overstated by Rs.6,154/-	This office letter dtd.02-08-2024 has been issued to MSEDCL office, Solapur stating that credit the interest amount to University Account instead of adjusting to electricity bill for the Month of March. MSDEL has replied, there is no any provision in this regard and the interest amount is adjusted against March bill.
4)	Long outstanding are noticed given to The Public Works Department (PWD), Maharashtra; the concerned department may make a rigorous follow up with PWD and get the work done so that these advances can be nullified or reduced.	The advances is given to PWD the work is in progress and after completion of work the utilization certificate is issued by PWD.





**Audit Suggestions:**

Sr. No.	Audit Observations	Compliance
1)	<p>We suggest the total Tuition Fees and Exam Fees be reconciled with the total number of students enrolled for the Courses by the exam section with help of Accounts Section on a regular basis, this suggestion was given in the last years audit report also, but its implementation is still pending. We suggest the fees, accounting software to be interconnected at the backend of the software which will generate fees receipt at the front end, map it in tally at the back end may be tailor made from the software vendor.</p>	<p>टयूशन फी व परीक्षा फी बाबत सूचीवण्यात आलेल्या मुद्द्याबाबत वित्त व लेखा विभागाचे व परीक्षा विभागातील अधिकारी/कर्मचारी यांनी Edulab या फर्मच्या प्रतिनिधीसोबत चर्चा करून आवश्यक असलेल्या सर्व बाबीची पूर्तता करून घेण्यात येईल.</p>
2)	<p>Further we suggest Non-serviceable materials may be written off to the profit and loss account by taking approval from the appropriate authority.</p>	<p>The proposal of write off of Non-serviceable materials is under process for approval of Management Council.</p>

**Finance & Accounts Officer**  
**Punyashlok Ahilyadevi Holkar**  
**Solapur University Solapur**